

Scutellosaurus

skoo-tell-oh-sore-us

Scutellosaurus was one of the earliest relatives to Stegosaurus and Ankylosaurus. All those small bumps on its back are bits of bone under the skin, which gave it the name “little shielded lizard.”

Can you see how these might become the big plates and spikes that make its larger cousins so famous?

When it lived: Early Jurassic period

Where it lived: New Mexico, USA

Favorite Food: Plants

A few neighbors:

Dilophosaurus- crested meat-eater

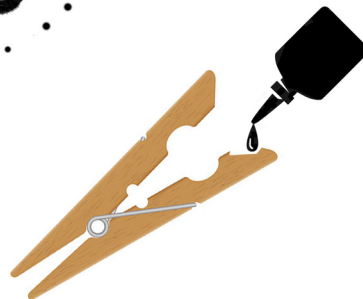
Sarhsaurus- early long-neck that stood on its back legs.




Directions


Cut along the dotted lines. Cut straight along mouth to separate the top and bottom pieces. Align top and bottom pieces onto a clothespin and glue in place. Hot glue works the best.

Enjoy!




SCUTELLOSAURUS






PIN-PUPPET INSTRUCTIONS

Step 1: Follow the black outline to cut out the critter.



Step 2: Take a handful of small split pins and poke them through the black spots on each body segment of the critter.



Step 3: Align the segments. Top leg over the body, body over the bottom leg, and fold down the tines of the split pin to hold in place.

